

LET'S TALK NUMBERS

LEGEND:

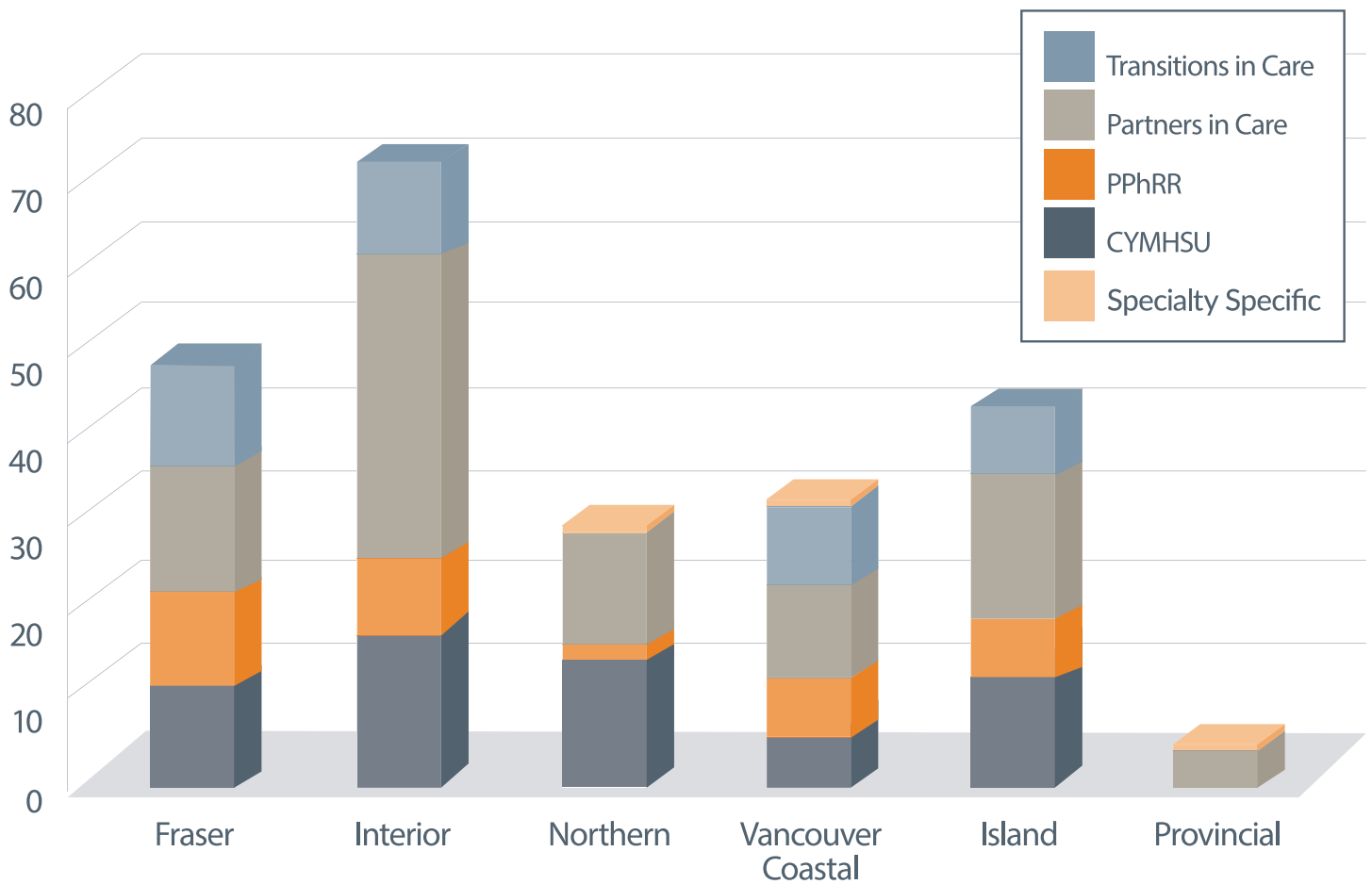
PPhRR = Polypharmacy Risk Reduction

CYMHSU = Child and Youth Mental Health and Substance Use

PiC = Partners in Care

TiC = Transitions in Care

Initiatives by Health Region

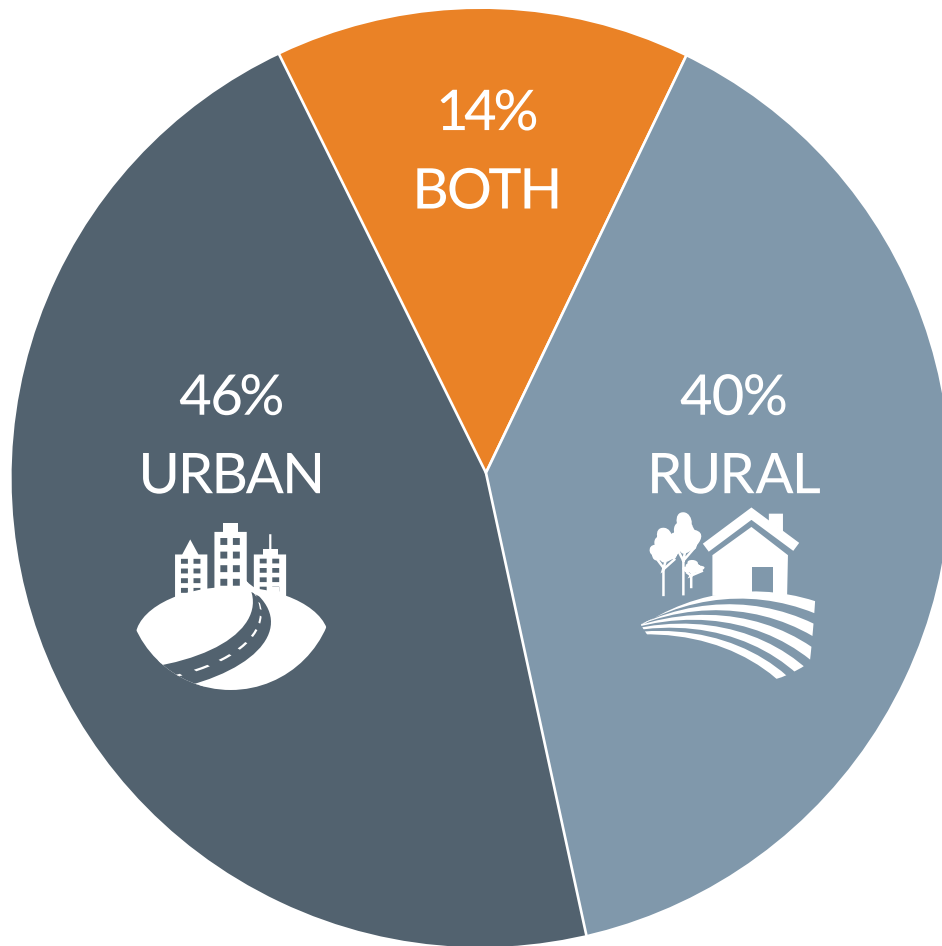


Projects since 2010=242

INTERIOR HEALTH HAS THE LARGEST NUMBER OF PROJECTS as they were the first Health Authority to request funding and the first health authority to engage in the Child and Youth Mental Health and Substance Use (CYMHSU) Collaborative. Specialty Specific projects include: Physician Leadership Training; Rapid Access to Psychiatry; the Spread and Sustainability project; Teledermatology and Youth Transitions.

Since 2010, the Shared Care Committee has funded 242 projects at a total of approximately \$50M dollars.

Rural vs Urban Projects

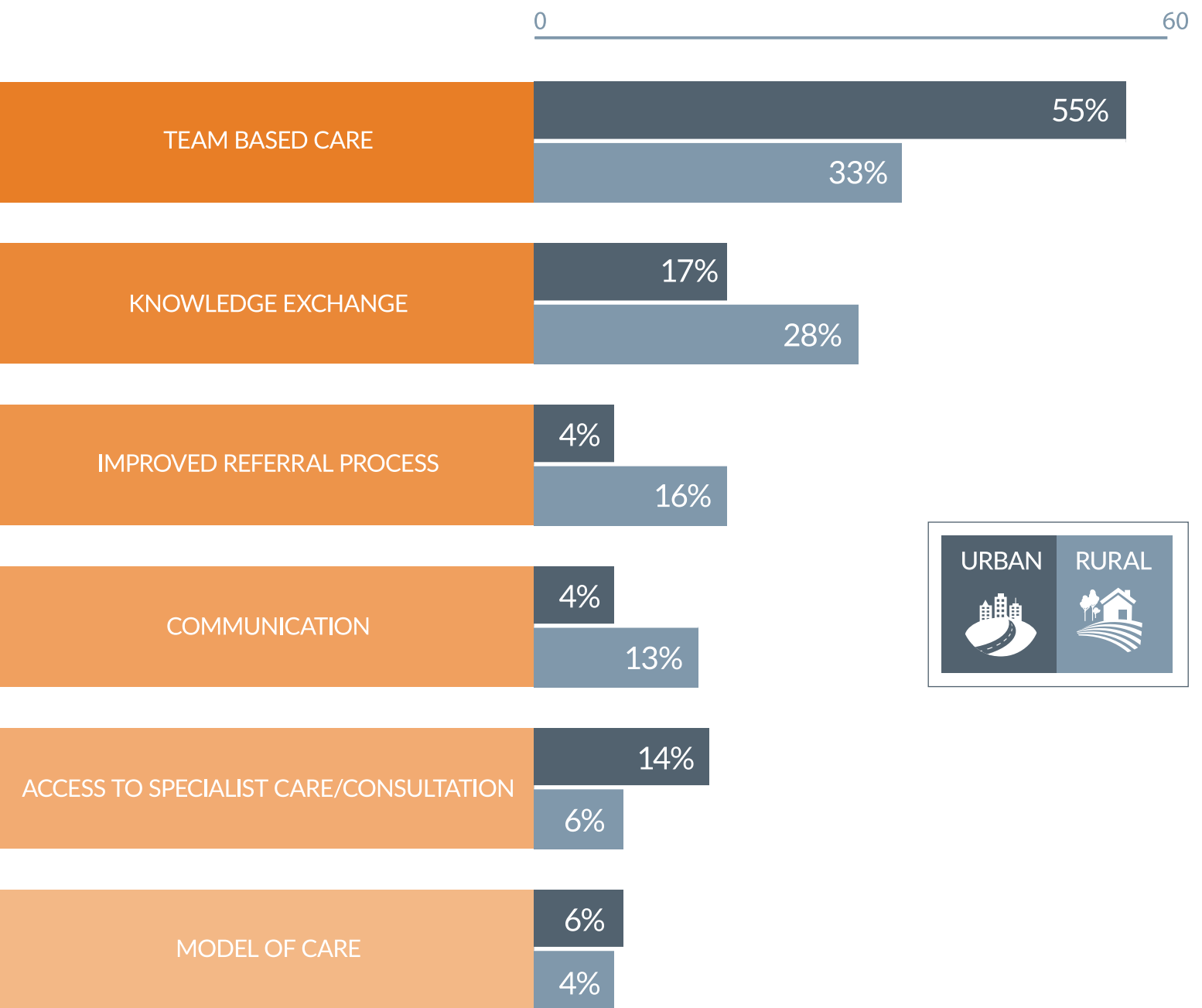


Projects since 2010=242

INTERESTINGLY, ALTHOUGH THE POPULATION IS LARGELY CENTERED ON THE URBAN AREAS – the number of projects is quite evenly balanced between urban and rural communities. This is not surprising, as the majority of the Divisions of Family Practice are located in rural communities.

Rural vs Urban Projects

Areas of Focus

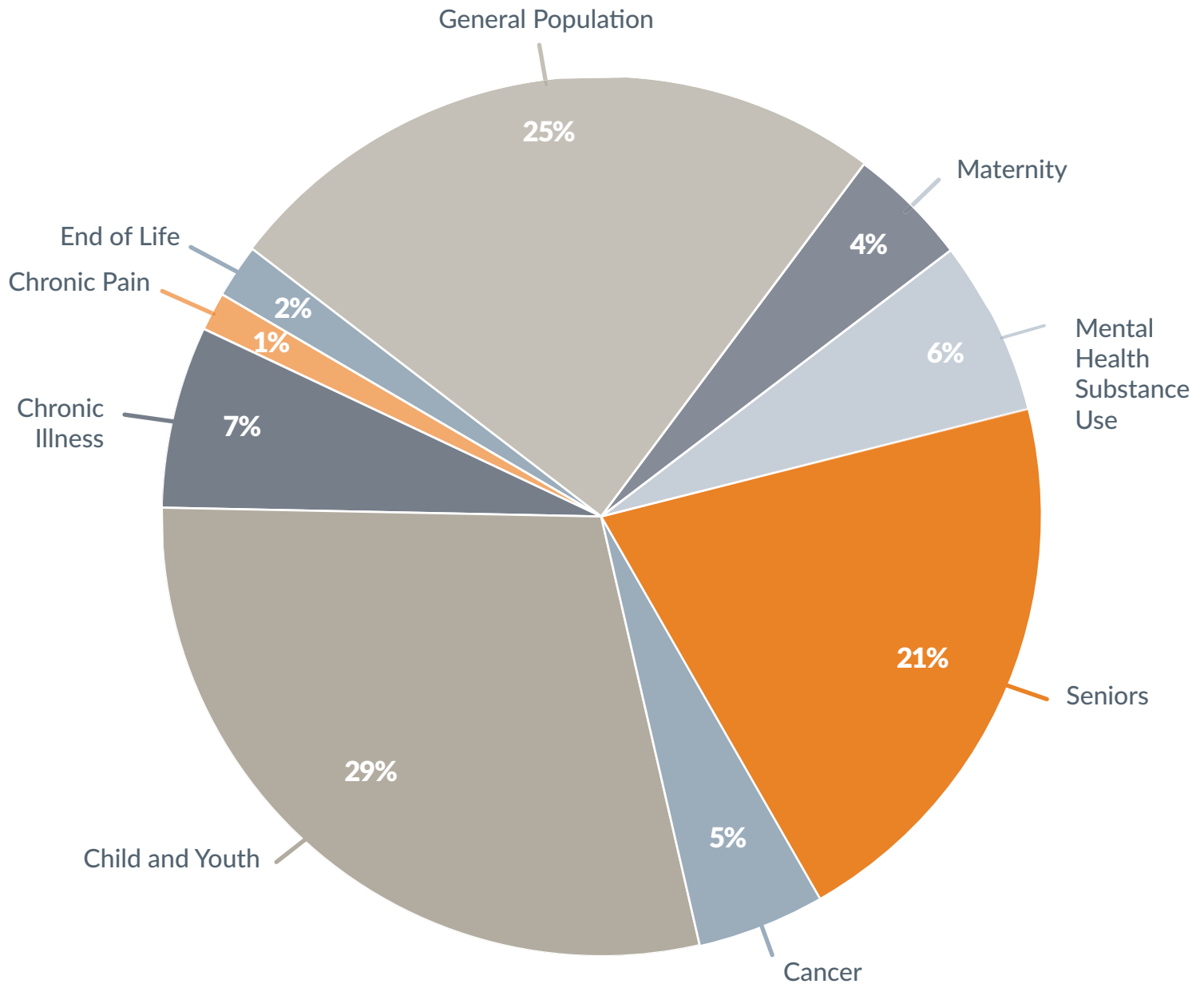


Projects since 2010=242

PROJECTS IN BOTH URBAN AND RURAL AREAS ARE HEAVILY FOCUSED ON TEAM-BASED CARE, with a stronger emphasis on team-building in rural communities. With the challenges in accessing specialists and coordinating care, it is not surprising why establishing team-based care forms 55% of rural Shared Care projects.

While Knowledge Exchange is high in both urban and rural areas, there is a greater emphasis on this in urban areas (28%). With higher numbers of specialists practicing in urban areas, the challenge in communication increases.

Projects by Patient Population



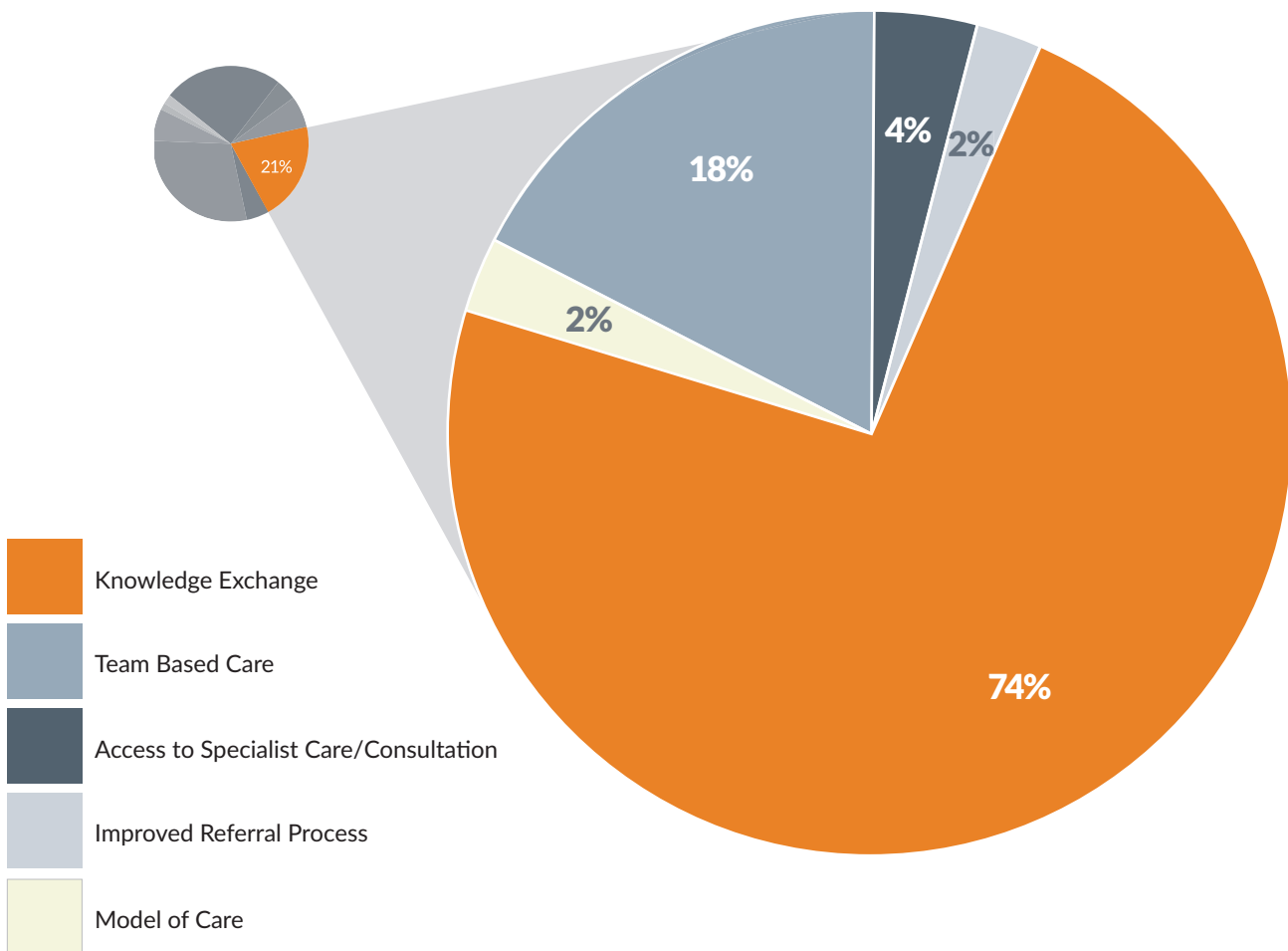
Projects since 2010=242

THE CHILD AND YOUTH PORTION OF THIS GRAPH INCLUDES THE CHILD AND YOUTH MENTAL HEALTH AND SUBSTANCE USE (CYMHSU) Collaborative, and the Seniors portion includes the Polypharmacy Risk Reduction initiative.

The Collaborative comprises 90% of our Child and Youth projects. The other 10% are in the areas of Diabetes, ADHD, Youth Transitions, and Psychiatry. 76% of the Seniors Projects fall under the Polypharmacy Risk Reduction Initiative. Others include geriatric psychiatry; improved communication between hospital and community; ortho-reconstruction; improved discharge services; and prevention of avoidable hospital visits.

Patient Population – Areas of Focus

SENIORS

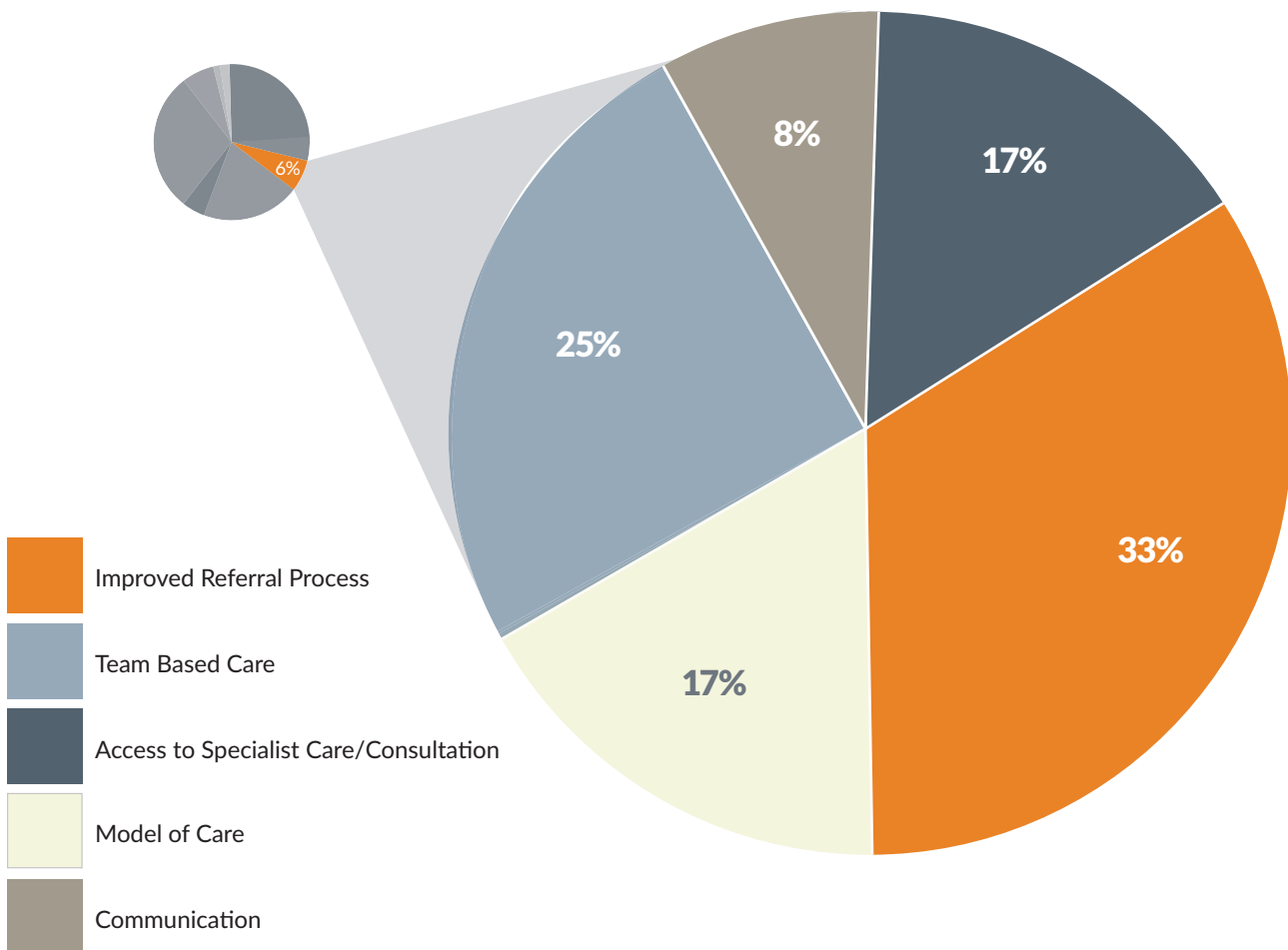


Projects since 2010=242

21% OF SHARED CARE'S TOTAL 242 PROJECTS ARE FOCUSED ON SENIORS, largely identified as the 38 different communities that have received training and/or funding through the Polypharmacy Risk Reduction initiative.

Patient Population – Areas of Focus

MENTAL HEALTH

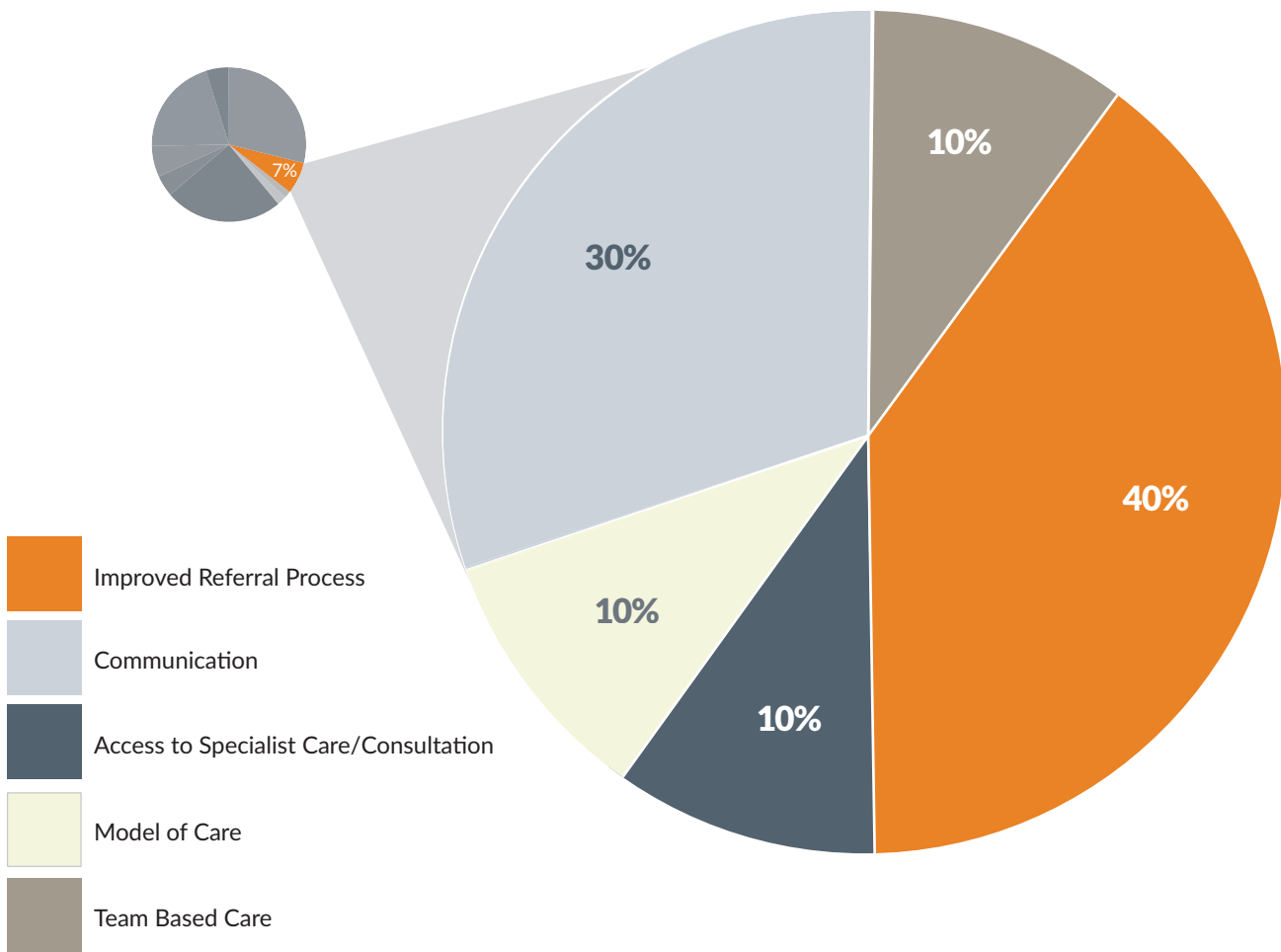


Projects since 2010=242

OUT OF SHARED CARE'S 242 PROJECTS, 6% ARE MENTAL HEALTH PROJECTS. These include the Nanaimo Substance Use Project, Victoria Mental Health Substance Use project, North Shore Psychiatry project, Northern Shared Care Psychiatry Collaboration (NSCPC) and the Rapid Access to Psychiatry project.

Patient Population – Areas of Focus

CHRONIC ILLNESS



Projects since 2010=242

OUT OF SHARED CARE'S 242 PROJECTS, 7% ARE FOCUSED ON CHRONIC ILLNESS and 1% on Pain.

Patient Population Trends

	2010	2011	2012	2013	2014	2015	2016	2017	TOTAL/ Specialty
Cancer	1	1		2	5	1	2		12
Child and Youth			2	11	1	57			71
Chronic Illness	1	1	6	2	2		3	1	16
Chronic Pain						1	1	1	3
End of Life/ Palliative			1		2		2		5
General Population		8	11	6	12	9	13	1	60
Maternity			2	1	2	1	3	1	10
Mental Health Substance Use		1	5	2	1	2	2	2	15
Seniors			8	2	12	16	10	2	50
TOTALS/Year	2	11	35	26	37	87	36	9	242

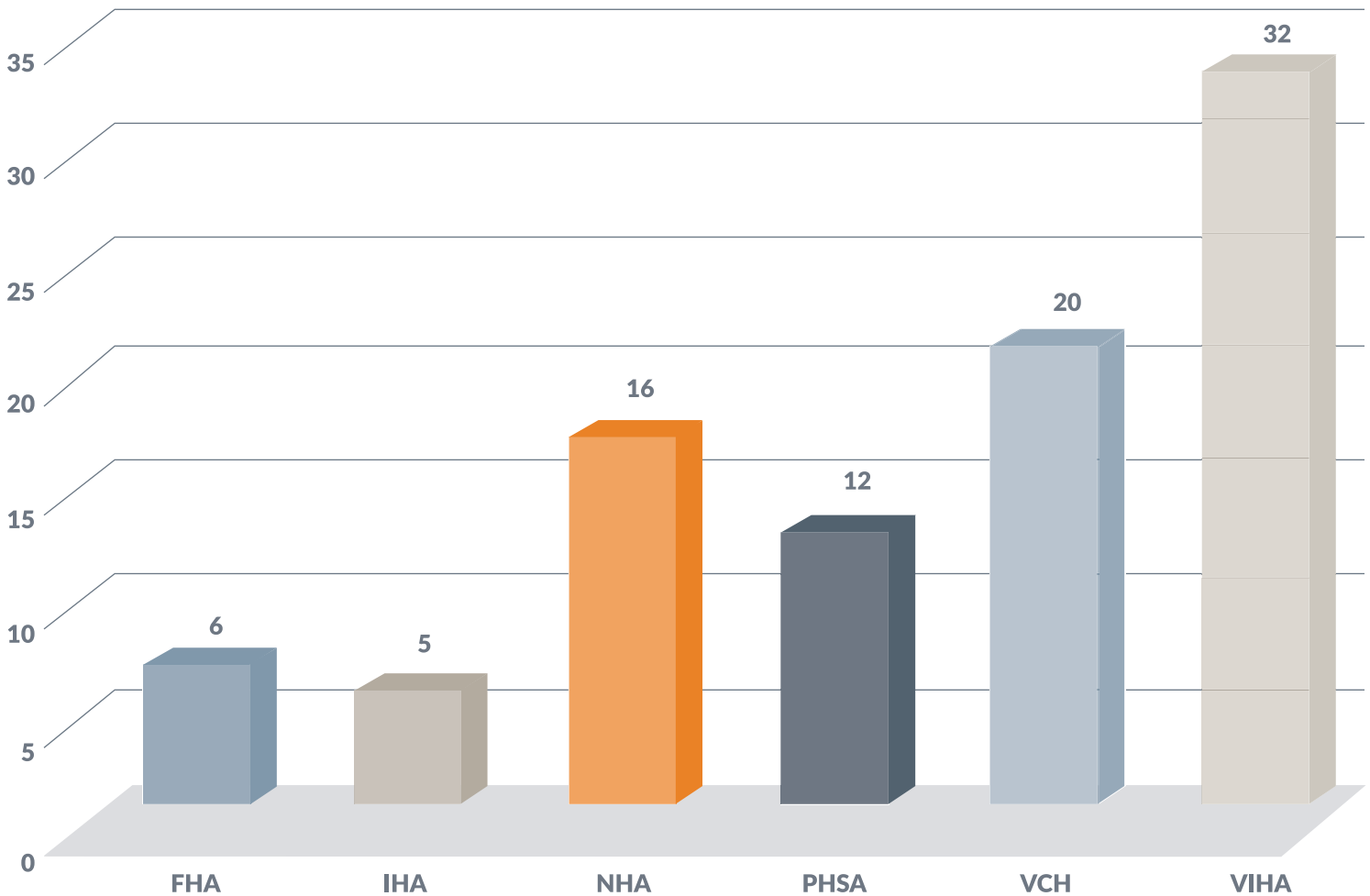
Projects since 2010=242

THE NUMBER OF FUNDED PROJECTS HAS REMAINED FAIRLY CONSISTENT SINCE THE SHARED CARE COMMITTEE BEGAN funding in 2010 – with the exception of 2015. This large increase in the child and youth population in 2015 is due to a deadline for Local Action Teams to join the CYMHSU Collaborative.

The same can be said for 2014 and 2015 and the increase in seniors projects. This is largely due to the Polypharmacy Risk Reduction initiative's partnership with GPSC's Residential Care Initiative (RCI) to provide a 'Meaningful Medication Review' component to Divisions participating in the RCI initiative.

Physician Leadership Training

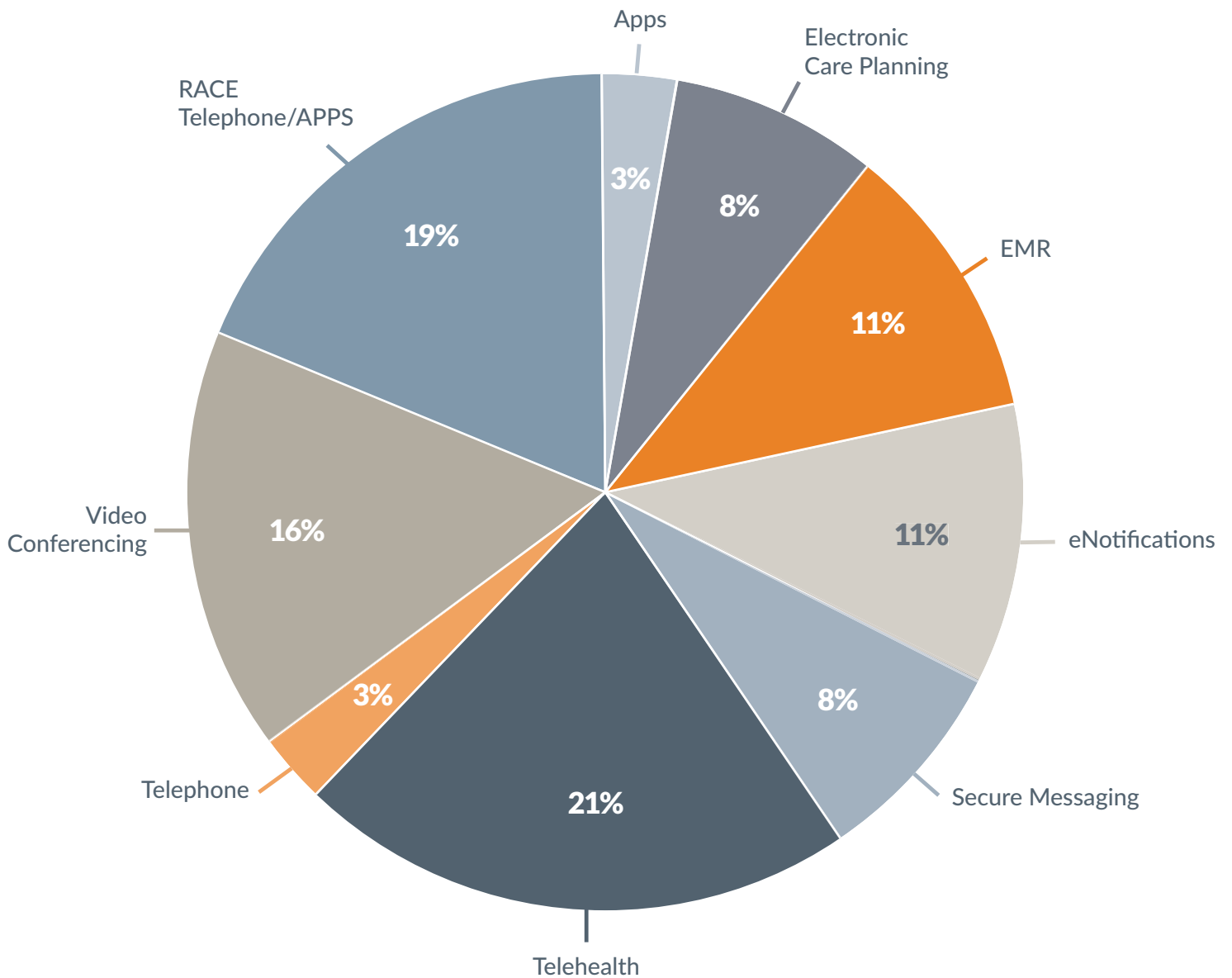
April 1, 2015 - present



Amount funded: \$636,423 Total GPs funded: 91

MOST POPULAR COURSES: BC PATIENT SAFETY & QUALITY COUNCIL (BCPSQC) CLINICIAN QUALITY ACADEMY; Canadian Foundation for Healthcare Improvement (CFHI): Perspectives on Disruptive Behaviors; International Health Institute (IHI) Annual National Forum; Physician Leadership Institute (PLI) conferences.

Technology Based Projects

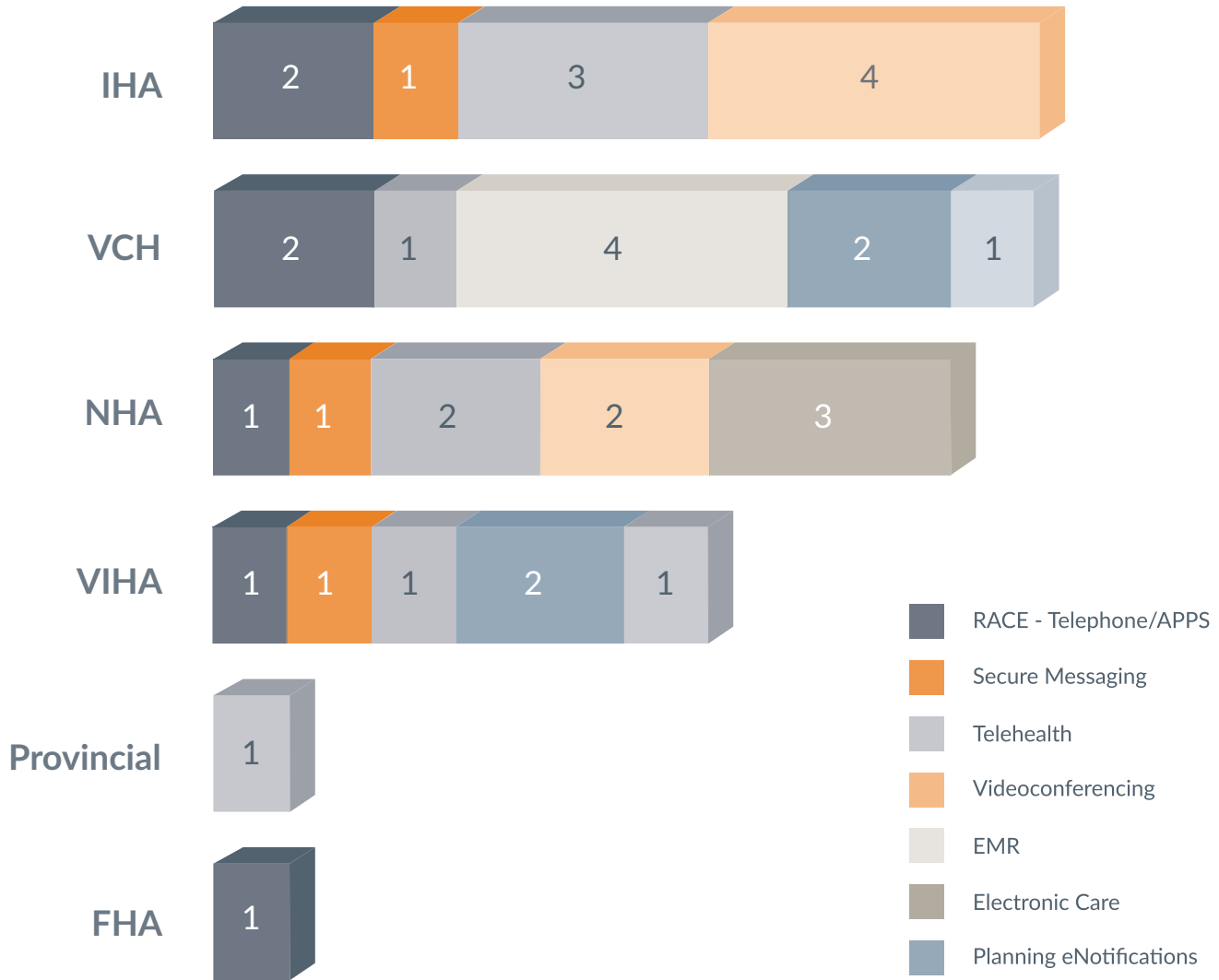


Projects since 2010=242

THERE ARE **37** TECHNOLOGY BASED PROJECTS OUT OF SHARED CARE'S PORTFOLIO OF **242**.
The largest emphasis is on Telehealth and RACE.

Technology Based Projects

HEALTH AUTHORITY



Projects since 2010=242

VANCOUVER COASTAL AND THE INTERIOR REGIONS LEAD THE PROVINCE IN THE NUMBER OF TECHNOLOGY PROJECTS, with the Northern region following closely behind. The increase of these technology based projects and the spread of certain projects such as RACE, especially in rural communities continues to make healthcare more accessible.

Technology Based Project Trends

	2010	2011	2012	2013	2014	2015	2016	TOTAL
APPS					1			1
Electronic Care Planning			1		2			3
EMR			2		1	1		4
eNotifications				2	2			4
Secure Messaging		1				1	2	4
Telehealth		1	1		1		4	7
Telephone						1		1
Video Conferencing			2	1	1	1	1	6
RACE - Telephone/APPS	1	1	1	2	1		1	7
TOTALS/Year	1	3	7	5	9	4	8	37

Projects since 2010=242